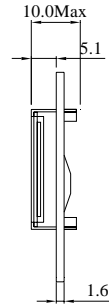
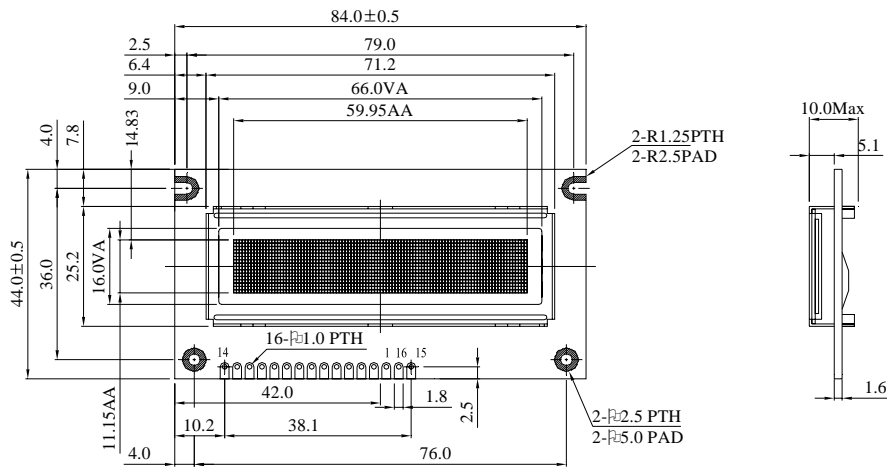
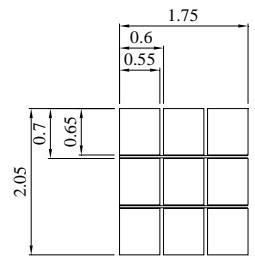


Contour Drawing & Block Diagram



PIN NO.	SYMBOL
1	V _{ss}
2	V _{dd}
3	NC
4	RS
5	R/ \bar{W}
6	E
7	DB0
8	DB1
9	DB2
10	DB3
11	DB4
12	DB5
13	DB6
14	DB7
15	NC
16	NC



DOT SIZES
SCALE 5/1

The non-specified tolerance of dimension is ± 0.3 mm .