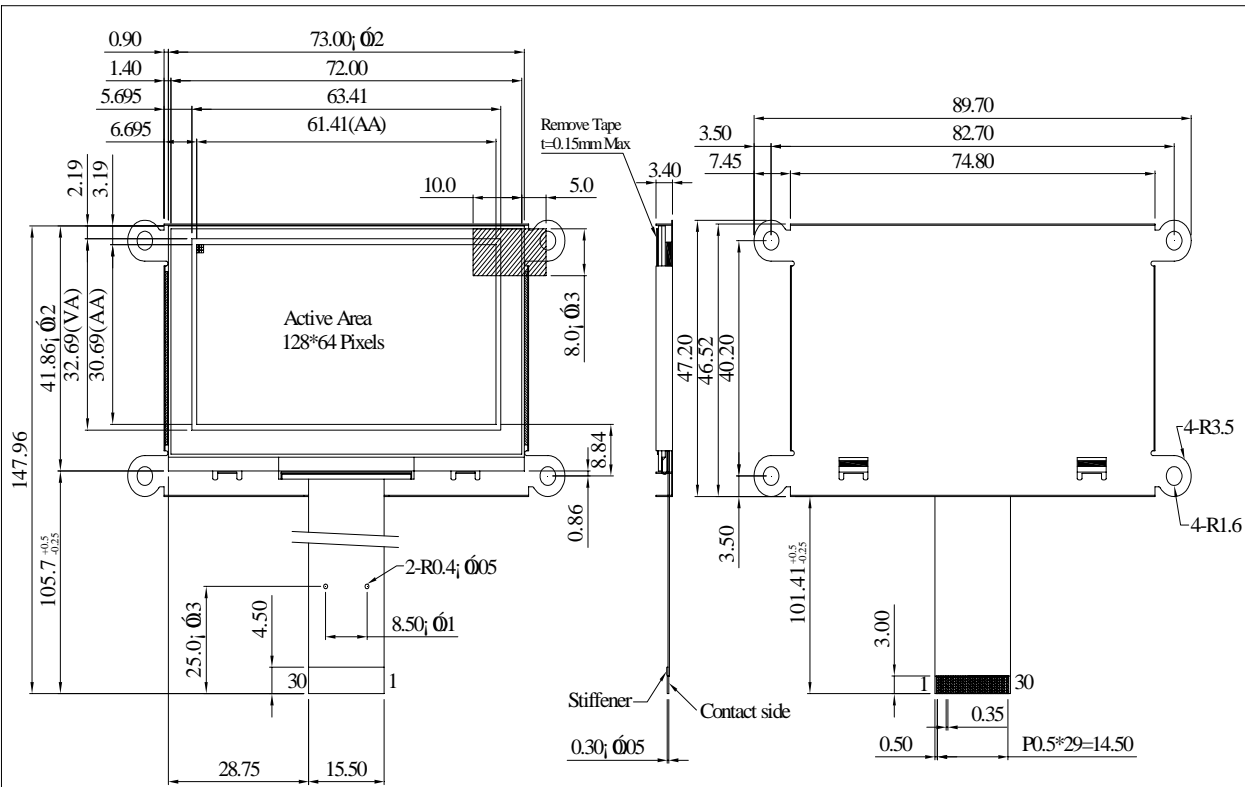
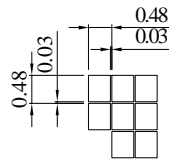


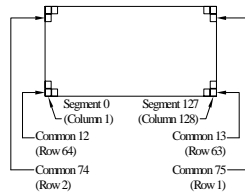
Contour Drawing & Block Diagram



PIN NO.	SYMBOL
1	NC(GND)
2	VCC
3	VCOMH
4	IREF
5	D7
6	D6
7	D5
8	D4
9	D3
10	D2
11	D1
12	D0
13	E/RD#
14	R/W#
15	DC#
16	RES#
17	CS#
18	NC
19	BS2
20	BS1
21	VDD
22	NC
23	NC
24	NC
25	NC
26	NC
27	NC
28	NC
29	VSS
30	VSL



Detail DOTS
Scale 10/1



The non-specified tolerance of dimension is $\pm 0.3\text{mm}$